



## Dakota

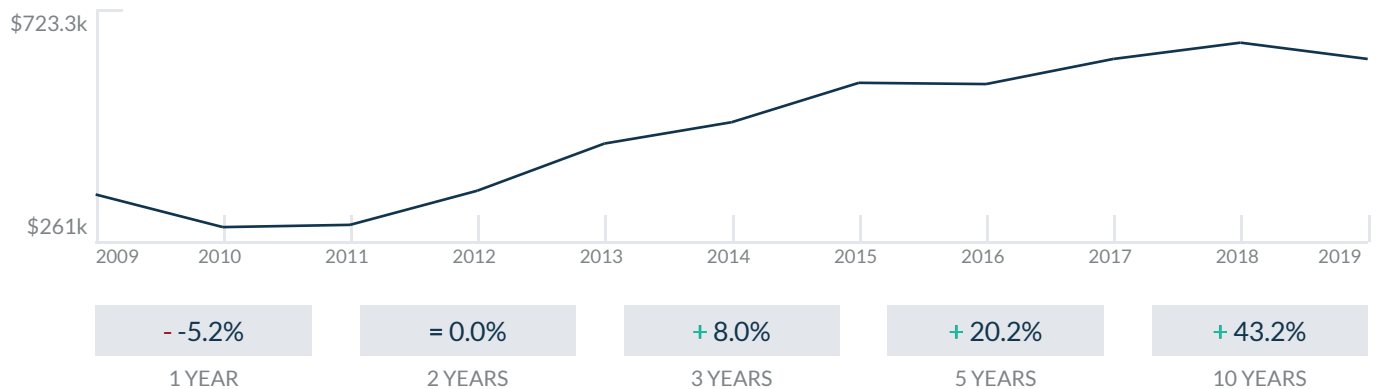
111 Edgewater Dr  
Coral Gables, FL 33133

Every month we compile this comprehensive market report focus on Dakota in this convenient and easy to read format. Our datas comes from more than six different sources including MLS Associations, County Offices and Financial Institutions. Get this report for free every month on our website [dakotacoralgables.com](http://dakotacoralgables.com).

## Property Stats

POSTAL CODE 33133

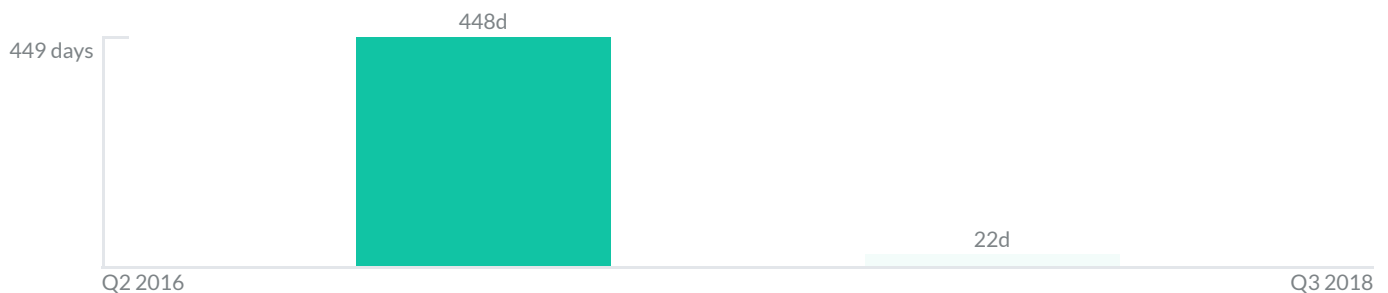
The property stats graph represents the median price evolution since ten years in your postal code area.



## Similar Properties

DAYS ON THE MARKET

Everyday 3 months we monitor how many days it takes for similar properties to be sold. This is also a good indicator to know when to buy or sale!



# Mortgage Rates

PER YEAR

Understanding mortgage economics is important when you want to buy with a loan. Below is the historical yearly average mortgage rates in the Unites States retrieved from Freddie Mac©

30 YEARS FIXED 4.4%



15 YEARS FIXED 3.9%



5/1-YEAR ADJUSTABLE 3.9%



# Schools

CLOSEST

Having good schools nearby is important if you have kids or plan to rent or sell your home. Ratings are retrieved from the leading independent and nonprofit GreatSchools©

ELEMENTARY SCHOOL	MIDDLE SCHOOL	HIGH SCHOOL
Somerset Academy Elementary School	George Washington International Studies Prep	Parliamentary Academy
10/10	10/10	10/10

# Insights

IN DAKOTA

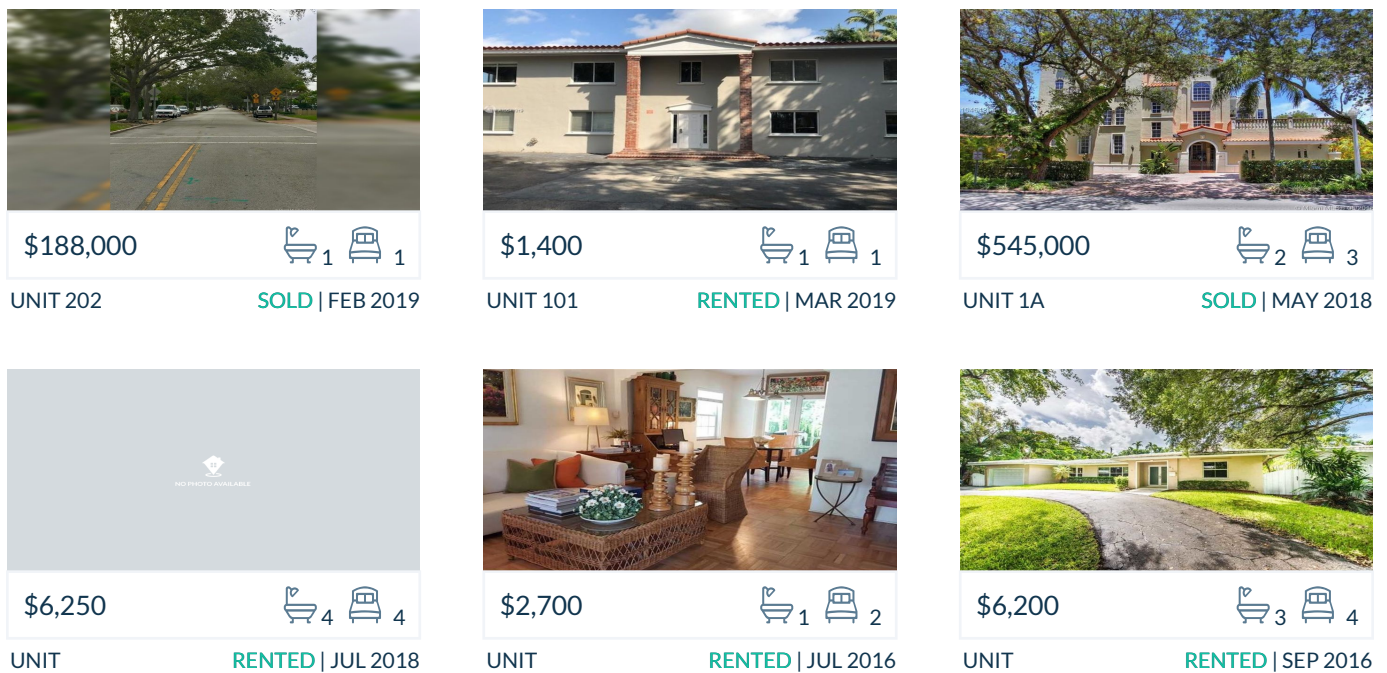
Below the average listing prices of available unit per property type.



# Activity

SOLD OR RENTED

Below the latest transactions reported by the local MLS Association for Dakota



## Sold

---

LAST 20 PROPERTIES SOLD IN DAKOTA

Unit	Price	Beds/Baths	\$/Sqft	Sqft	Buying Date	Days on Market
1A	\$545,000	3/2	\$356.2	1,530	Sep 2018	22
201	\$275,000	2/2	\$310.4	886	Jun 2016	448
204	\$179,000	1/1	\$290.6	616	Dec 2015	2
2A	\$998,000	4/4	\$397.6	2,510	Aug 2015	303
101	\$275,000	2/2	\$285.6	963	Jul 2015	174
204	\$189,900	1/1	\$308.3	616	Jul 2015	48
N/A	\$99,900	1/1	\$162.2	616	Aug 2012	108
103	\$100,000	1/1	\$162.1	617	May 2012	302
3A	\$849,000	3/4	\$338.2	2,510	Oct 2006	93

## Rented

LAST 20 PROPERTIES RENTED IN DAKOTA

Unit	Price	Beds/Baths	\$/Sqft	Sqft	Rented Date	Days on Market
101	\$1,400	1/1	\$2.3	613	Apr 2019	17
N/A	\$6,250	4/4	\$1.7	3,661	Jul 2018	N/A
N/A	\$2,700	2/1	\$3.1	884	Nov 2016	64
N/A	\$6,200	4/3	\$2.2	2,815	Oct 2016	26
1	\$1,750	2/1	\$1.8	1,000	Sep 2016	142
1A	\$3,800	2/2	\$2.5	1,530	Apr 2015	16
201	\$1,350	1/1	\$2.2	613	Sep 2013	63
N/A	\$10,500	5/6	\$2.1	4,977	Jul 2013	46
7	\$1,149	0/1	N/A	N/A	May 2013	5
N/A	\$1,550	2/1	\$1.8	877	Sep 2012	38
N/A	\$11,999	5/4	\$2.8	4,297	Aug 2012	57
N/A	\$4,300	4/2	\$1.3	3,285	Oct 2011	23
N/A	\$2,495	3/2	\$1.4	1,727	Nov 2010	56
N/A	\$4,500	3/2	\$1.5	2,912	Oct 2010	181
N/A	\$4,300	4/3	\$1.7	2,559	Oct 2010	52
105	\$1,300	2/1	\$1.7	783	Aug 2010	21
N/A	\$3,400	4/3	\$1.8	1,888	Aug 2010	60
N/A	\$3,000	3/3	\$1.5	1,999	Aug 2010	56
N/A	\$4,000	3/2	\$1.7	2,381	Jul 2010	34
N/A	\$3,500	2/2	\$2.3	1,549	Jul 2010	72

## Currently Listed

---

ACTIVE LISTINGS 1/1

Unit	Price	Beds/Baths	\$/Sqft	Sqft	Listing Date	Owner
N/A	\$3,950/mth	3/1	\$2.5	1551	Mar 2019	N/A
7	\$1,750/mth	1/1	\$4.4	400	May 2019	N/A
102	\$1,400/mth	1/1	N/A	N/A	May 2019	N/A
103	\$1,600/mth	1/1	\$2.6	616	Mar 2019	N/A
107	\$1,900/mth	2/1	\$2.6	736	Apr 2019	N/A